



Program Towards the Elimination of Tuberculosis (PTETB)

A World Bank Program for Results Financing

STOP-TB Board meeting Varanasi, 25 March 2023

György B Fritsche, TTL – PTETB project



THE WORLD BANK

IBRD • IDA | WORLD BANK GROUP

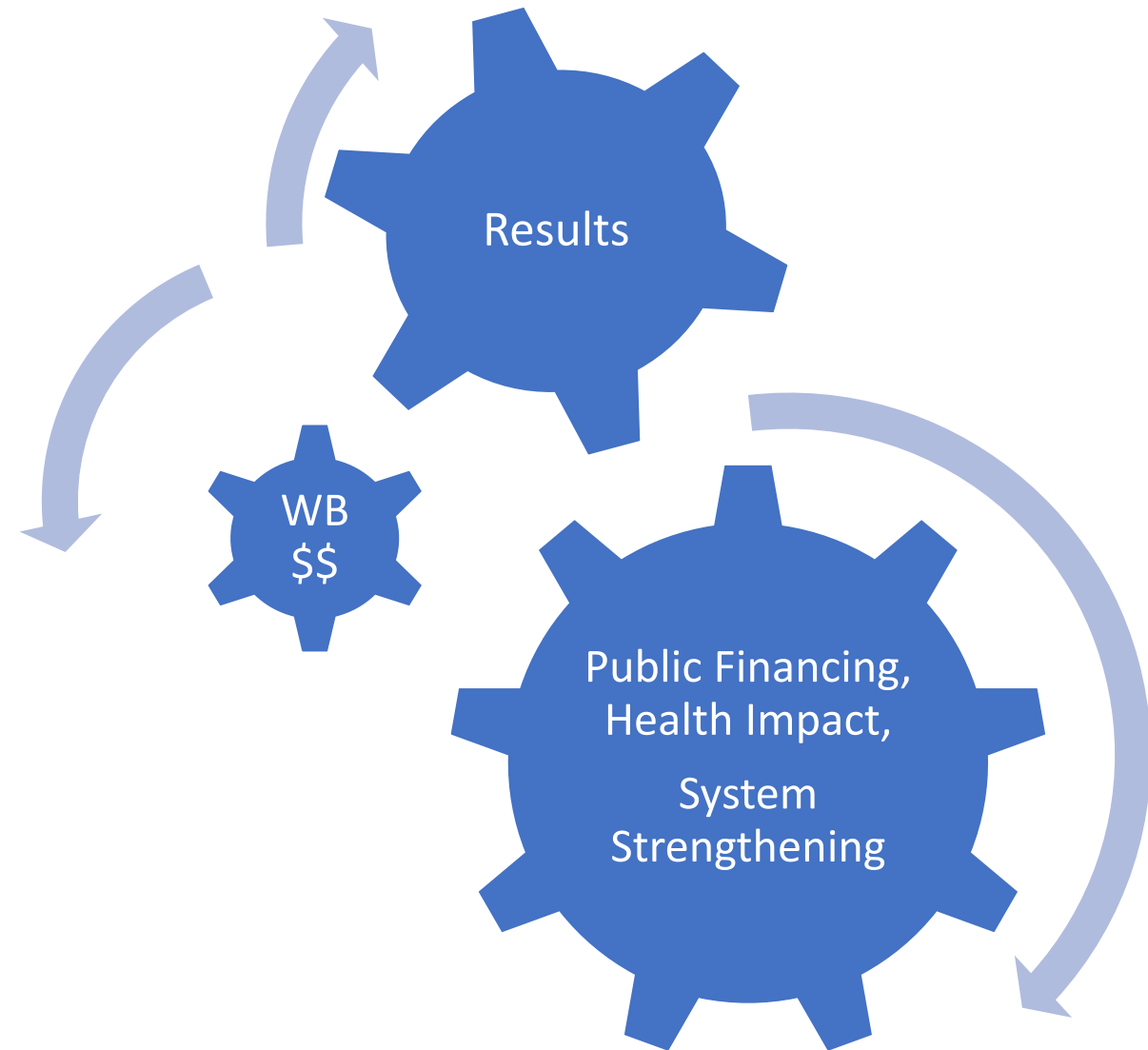
South Asia

Talking points

- The World Bank and Tuberculosis
- The PTETB PforR in India
- TB Elimination

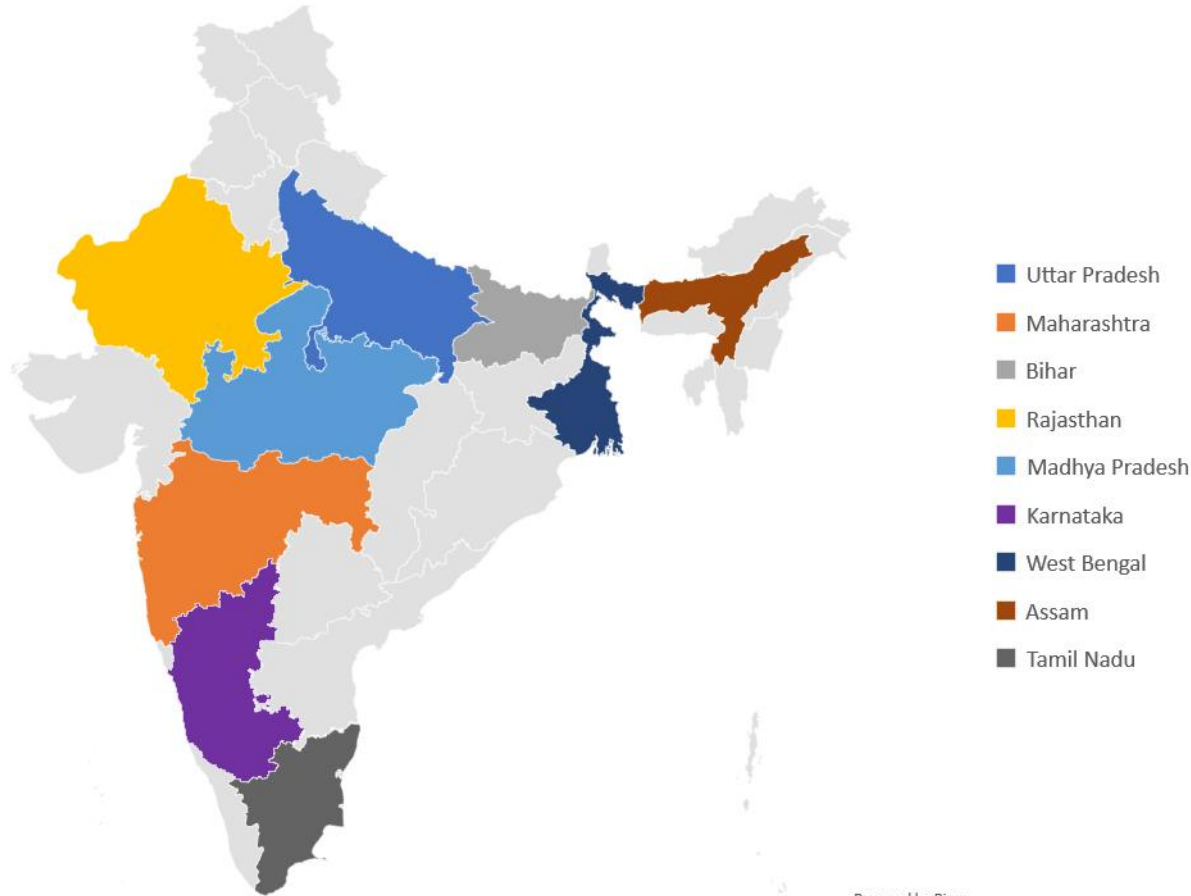
Our Global Work on Tuberculosis

- **Results-Based Financing Approaches**
 - @Macro level (incentivizing system change, e.g., India private provider notifications)
 - @Micro level (patient-provider level, e.g., India Direct Beneficiary Transfer)
- **Provider Payment System Reforms**
 - PBF (both public and private providers; TB included, incl Quality metrics)
 - PBC (Afghanistan HER; India PTETB - PPSA)
- **Provider Recognition Programs**
 - India PTETB – Sub National Certification
- **Internal Contracting in Public Systems**
 - Quality Enhancement / Value-based purchasing (Cambodia – NQEP2)
 - India Internal Performance Agreements (Meghalaya; Mizoram)



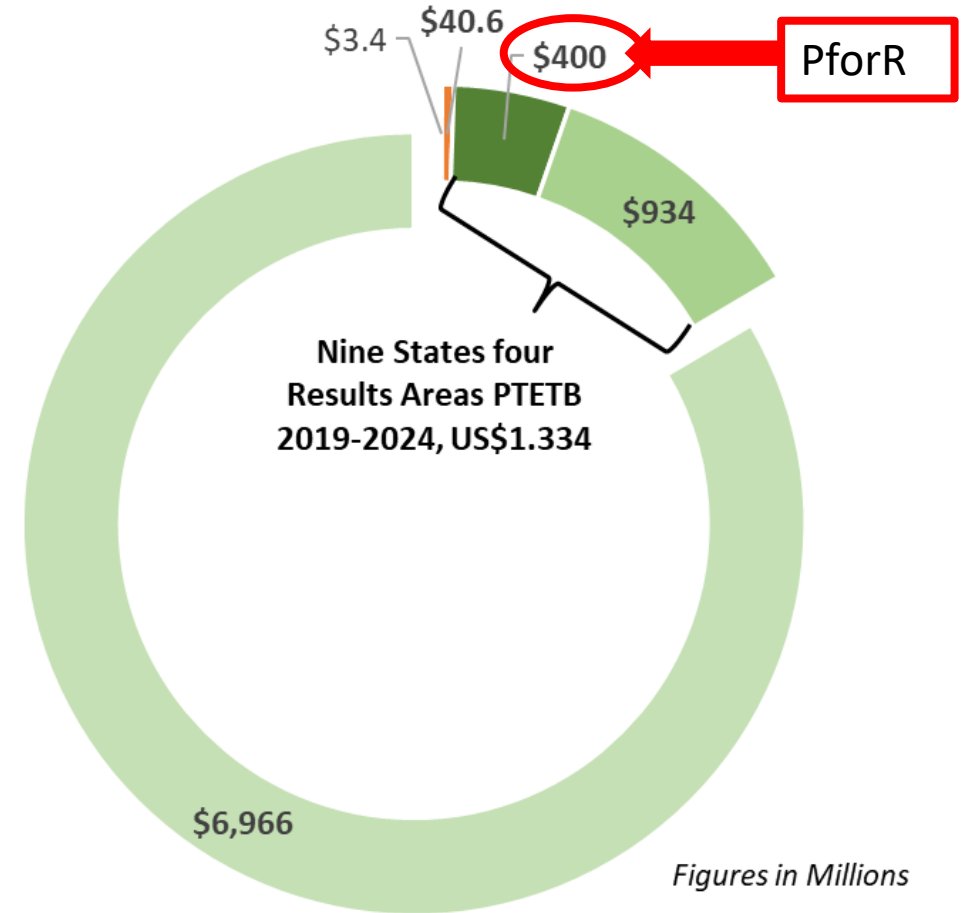
The Program towards Elimination of Tuberculosis

The Nine PTETB States



Powered by Bing
© GeoNames, Microsoft, TomTom

NTEP US\$8.3 Billion 2017-2025



The Program towards Elimination of Tuberculosis

PDO: To improve the coverage and quality of TB control interventions in the private and public sectors in targeted states of India.

Instrument: PforR

Amount: USD 400 million

Approval FY: 2019

Closing date: 30-Jun-2024

PTETB program financing

IBRD: USD 400 Million

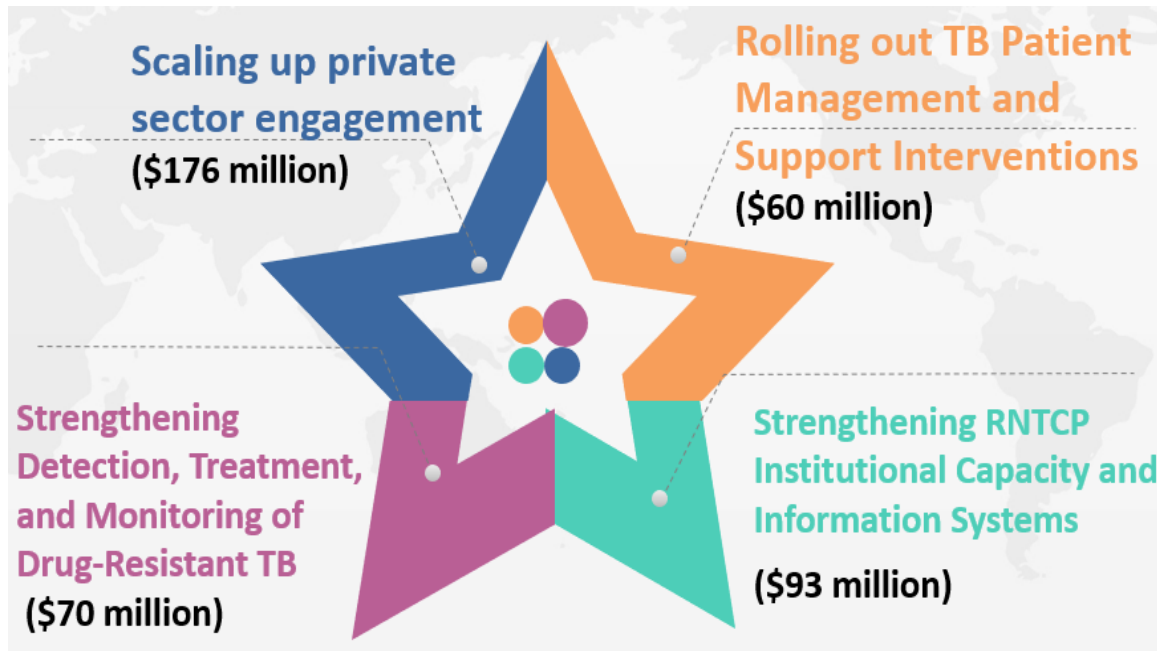
Government USD 934 Million

Total budget for India's National Strategic Plan for TB

USD 8.3 Billion

PTETB Catalytic Role

1. Aligned with PM's Vision for 2025 and NSP
2. Program for Results
3. USD 40.6 million Loan buydown by Global Fund
4. USD 200 million GF payment for results
5. Significant USAID funding for TA



The four results areas stimulate private sector engagement

- *Number of private notifications, net of any decrease in public notifications in Program States (Annual)*

RA1: Scaling up Private Sector Engagement.

RA2: Rolling out patient management and support Interventions

- *Proportion of TB patients notified by public providers receiving the 1st NPY*
- *Proportion of TB patients notified by private providers receiving the 1st NPY*
- *Proportion of districts implementing digital signature certificate-based approval process for direct benefit transfer payment in Program States*

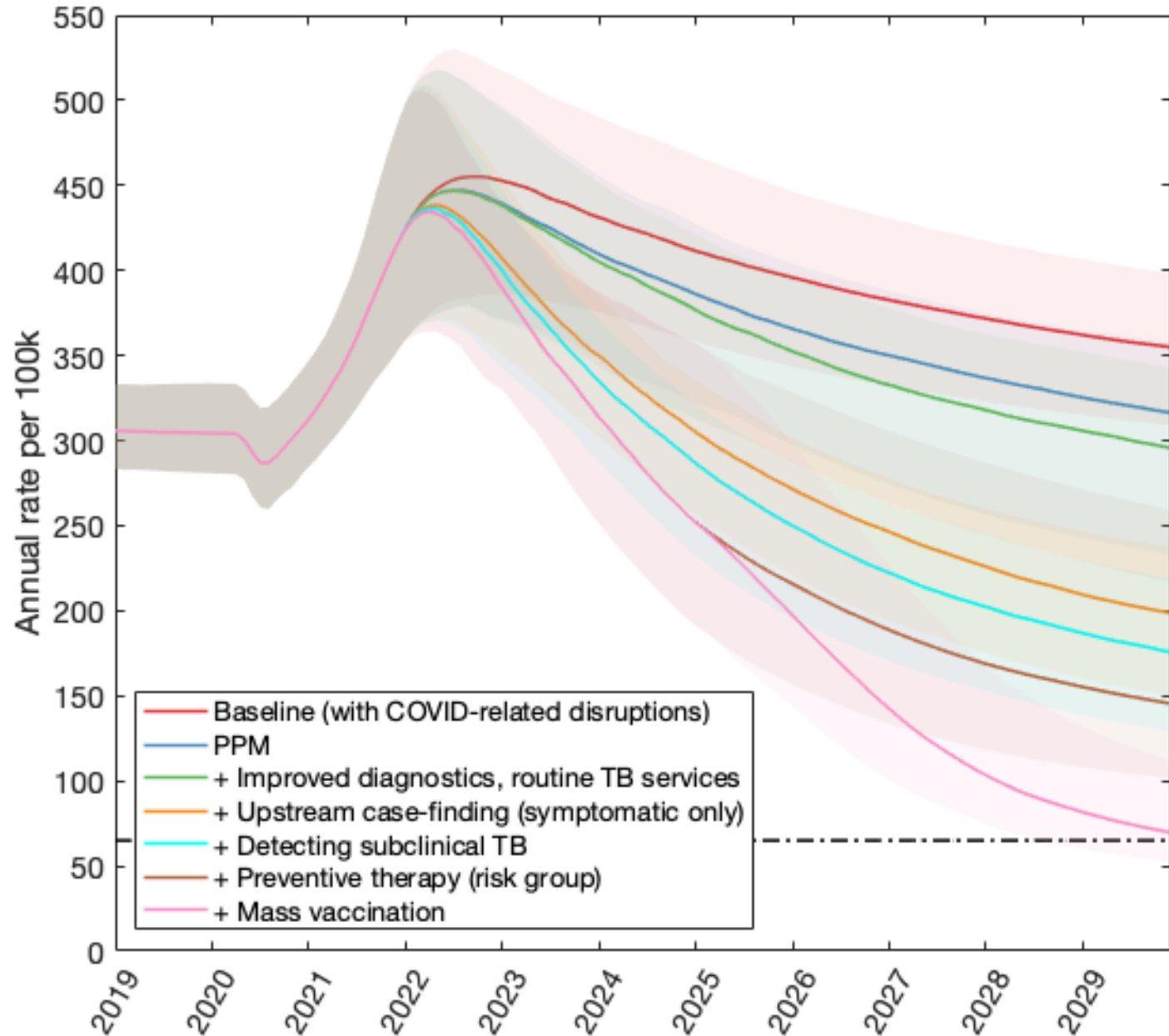
- *Proportion of notified TB patients tested for rifampicin susceptibility*

RA3: Strengthening detection, treatment and monitoring of MDRTB

RA4: Strengthening NTEP institutional capacity and information systems

- *Treatment success rate of TB patients notified by private providers in targeted states (Annual, patients notified in prior calendar year)*
- *Development and implementation of a performance-based management mechanism between the CTD and the Program States*
- *Reduction of the staffing gap identified by the RNTCP Human Resource Plan for CTD and the Program States*

TB Elimination



Source: Nim Arinaminpathy, presentation to the WB team 18 May 2022