




# Stop TB's GDF Product Descriptions








This paper focuses on highlighting the specifications, pricing and details of the two ultra-portable digital X-ray systems and the two CAD-AI softwares available in the Stop TB's GDF catalog. Adapted from the [Practical Guide \(English\)](#), this paper also provides a comparison of system combinations to aid decision making.




**Ultra-Portable Digital X-ray Systems (Fujifilm Xair & Delft Light)**






The full kit packages (Fujifilm Xair product code 200015 and Delft Light product code 200006) of the ultra-portable digital X-ray systems highlighted in Stop TB’s GDF catalog are inclusive of accessories listed below and a 1-year standard warranty. 'Installation & Training' is a mandatory item that must be procured when procuring the X-ray system itself. Additionally, warranty extensions of 1 or 3 years are also available that should be procured at the time of procuring the X-ray system itself.





Fujifilm – FDR Xair Ultra-Portable Digital X-ray System: FDR Xair is a light and compact ultra-portable digital X-ray system fully battery powered capable of 100 exposures with fully charged batteries that can be used for TB screening and various other indications. (Total weight 29.4 kg)		
Products	Image	Pricing (USD) \$49,000 <i>(for full kit, incl. 1 year warranty &amp; training)</i>
<p>1 x FDR Xair Generator XD2000 (3.5 kg)</p> <p>Approx. 100 exposures *Additional 300 exposures claimed possible by using a fully-charged power bank to recharge. Recharge: approx. 4.5h.</p> <p><i>Approx.100 exposures per standard set of two batteries.100 further exposures possible using the replacement detector batteries. Recharge: approx. 3h. Fujifilm advises operating the generator on specific power settings, with three pre-set settings provided, depending on the area of the body targeted. The first pre-defined setting is the default (0.5mAs/90kV), suitable for chest X-ray. However, exposure settings can be changed depending on patient body size.</i></p>		\$47,000
<p>1 x FDR Xair Generator Carbon Stand (1.7 kg)</p>		
<p>1 x FDR Xair Detector D-EVO II (3.4 kg incl. batteries)</p> <p><i>All three components (generator, detector and console) have built-in batteries and can be operated off-grid for a limited period of time. Both the detector and generator feature a 'sleep' mode which begins automatically after 10 minutes of inactivity.</i></p>		

<p>Battery Charger for FDR Xair Detector</p>		
<p>1 x FDR Xair Detector Carbon Stand (3 kg)</p>		
<p>1 x FDR Xair Console Advance DR-ID 300CL w/ Application Software DX-CL (1.25 kg)</p> <p><i>10 hours continuous use</i></p>		
<p>1 x FDR Xair System Carrying Case (10 kg)</p>		
<p>1 x FDR Xair Power Bank (0.67 kg)</p> <p><i>An RAV-Power power bank (20,000mAh) is provided with the system in Stop TB's GDF catalog that can recharge all electrical components in the system.</i></p>		
<p>1 x Protective Lead Apron (4.9 kg)</p> <p><i>Does not include thyroid shield protection.</i></p>		
<p>1 x Water Resistant Portable Radiation Warning Sign</p>		

<p>10 x Shock Stickers</p>		
<p><b>Training and Installation</b></p> <p>Installation includes: FDR Xair System installation and calibration based on user requirements including the provision of a user acceptance report.</p> <p>Training includes: On-site theoretical and practical training of at least 6 operators on safety, utilization, transportation and maintenance, delivered in English or French. Provision of hard and digital copies of training materials for each trainee.</p>		<p>\$2,000</p>
<p><b>1 – Year Warranty Extension</b></p> <p>This item extends the initial warranty period of one FDR Xair System for 12 additional months, covers all the kit components and accessories and includes: Visits for preventive and corrective maintenance including spare parts to be replaced, shipment to site, disposal of faulty parts, cost of replacement work and personnel transport and arrangements. Software patches, upgrades and updates when relevant. Service provided by Fujifilm own technicians or local agents. One session of theoretical and practical training of at least 2 operators / users per system on safety, utilization, transportation and maintenance, delivered in English or French. No country is excluded.</p> <p><i>This item should be procured at the time of procuring the 'FDR Xair System Full Kit' (code 200015) itself. It can be procured together with 'FDR Xair Full Kit Warranty Extension 3 years' (code 200018) for the total warranty period of the FDR Xair System to be 5 years. The total period of warranty (initial + extensions) covering one FDR Xair System cannot exceed 5 years.</i></p>		<p>\$5,000</p>
<p><b>3 – Year Warranty Extension</b></p> <p>This item extends the initial warranty period of one FDR Xair system for 36 additional months, covers all the kit components and accessories and includes: Visits for preventive and corrective maintenance including spare parts to be replaced, shipment to site, disposal of faulty parts, cost of replacement work and personnel transport and arrangements. Software patches, upgrades and updates when relevant. Service provided by Fujifilm own technicians or local agents. One session per year of theoretical and practical training of at least 2 operators / users per system on safety, utilization, transportation and maintenance, delivered in English or French. No country is excluded.</p> <p><i>This item should be procured at the time of procuring the 'FDR Xair System Full Kit' (code 200015) itself. It can be procured together with 'FDR Xair Full Kit Warranty Extension 1 year' (code 200017) for the total warranty period of the FDR Xair System to be 5 years. The total period of warranty (initial + extensions) covering one FDR Xair System cannot exceed 5 years.</i></p>		<p>\$15,000</p>

**Delft Imaging – Delft Light Ultra-Portable Digital X-ray System:** Delft Light is an ultra-portable digital X-ray system fully battery powered. It is capable of over 200 exposures with fully charged batteries and can also be used for other indications. (Total weight 33.2 kg)

Products	Image	Pricing (USD) \$69,250 (for full kit, incl. 1 year warranty & training)
<p>1 x Delft Light Generator TR90/20 (7 kg) Approx. 200 exposures Recharge: approx. 4 hours (cannot be recharged while in operation). <i>Although the detector battery is small, offering roughly 100 exposures, twice that number is expected to be possible in the field, because two batteries are supplied as standard.</i></p>		
<p>1 x Delft Light Generator Mobile Stand (8 kg)  <i>Use of a generator stand together with the included detachable hand switch allows for remote operation of the generator at a distance of 3m.</i></p>		\$66,750
<p>1 x Delft Light Detector Canon CXDI 702-c (3.8 kg incl. batteries).</p>		
<p>1 x Delft Light Detector VersariX Portable Panelhanger (0.4 kg)  <i>Caution; Requires hammer and nail or tools (not provided) to be carried for setting up at outreach sites.</i></p>		
<p>1 x Delft Light Workstation Canon NE &amp; 1 x Delft Light Software Canon NE (1.5 kg)  <i>AC power connection required for the CAD4TB box.</i></p>		

<p>1 x Delft Light Backpack (2.5 kg)</p> <p><i>All Delft Light components (X-ray generator, detector, detector stand, console, and accessories, including CAD4TB box) can be packed into a single backpack, except the generator stand (separate bag).</i></p>		
<p>Mobile Stand for Delft Light Generator Bag</p>		
<p>1 x Mobisun Solar Pane (6 kg)</p> <p>Output 230VAC @ 250 Watt. 2 USB ports (5 Volt, 3.2 Amp). Peak Power 500 Watt battery capacity 70 Ah, 256 Wh. Dimensions 550 x 300 x 50 mm</p> <p><i>Unfortunately, solar charging cannot occur during operation. The unit, which is water resistant, takes 16 hours to fully charge in direct sunlight. Alternatively, it can be charged from the grid in roughly 2.5 hours.</i></p>		
<p>Battery Chargers for Delft Light Generator and Detector</p> <p><i>Two replacement batteries for the detector are provided with the system.</i></p>		
<p>1 x Protective Lead Apron (3 kg)</p> <p><i>Does not include thyroid shield protection.</i></p>		
<p>5 x Portable Radiation Warning Signs</p>		
<p>10 x Shock Stickers</p>		

<p><b>Training and Installation</b></p> <p>Installation includes: Remote Delft Light System installation, safety, calibration, operation checks and "Acceptance Tests" based on user requirements including the provision of an 'Acceptance report' signed by the client.</p> <p>Training includes: Remote theoretical and practical training of up to 10 operators on safety, utilization, transportation and maintenance, delivered in English or French. Provision of hard and digital copies of training materials and access to Delft eLearning online platform for each trainee.</p> <p><i>Both services are provided by trained and licensed staff either from Delft Imaging HQ (Netherlands), Delft Imaging official branches (Ghana and South Africa) or from duly authorized service providers.</i></p>	<p>\$2,500</p>
<p><b>1 - Year Warranty Extension</b></p> <p>This item includes: One remote session for preventive maintenance including the provision of a maintenance report. Software patches, upgrades and updates when relevant. Delft Imaging help desk 24 x 7 availability for service calls ensuring an issue resolution within 5 working days maximum from the date of issue reporting. Replacement / repair of any faulty component including associated transport costs. Batteries are excluded.</p> <p>Service provided by trained and licensed staff either from Delft Imaging HQ (Netherlands), Delft Imaging official branches (Ghana and South Africa) or from duly authorized service provider.</p> <p>One session of remote theoretical and practical training of up to 2 operators of Delft Light System in use in the country on safety, utilization, transportation and maintenance, delivered in English or French. Provision of hard and digital copies of training materials and access to Delft eLearning online platform for each trainee.</p> <p><i>This item should be procured at the time of procuring the 'Delft Light Full Kit' (200006) itself or while the initial warranty period is still running. It extends the initial warranty period of one 'Delft Light Full Kit' for 12 months. Countries where EU/US sanctions are applicable are excluded.</i></p>	<p>\$4,460</p>

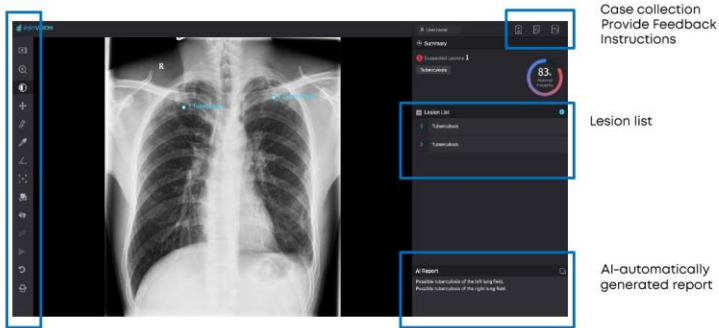
<p><b>3 - Year Warranty Extension</b></p> <p>This item includes:          One remote session per year for preventive maintenance including the provision of a maintenance report.          Software patches, upgrades and updates when relevant.          Delft Imaging help desk 24x7 availability for service calls ensuring an issue resolution within 5 working days maximum from the date of issue reporting.          Replacement / repair of any faulty component including associated transport costs. Batteries are excluded.          Service provided by trained and licensed staff either from Delft Imaging HQ (Netherlands), Delft Imaging official branches (Ghana and South Africa) or from duly authorized service provider.          One session per year of remote theoretical and practical training of up to 2 operators of Delft Light System in use in the country on safety, utilization, transportation and maintenance, delivered in English or French.          Provision of hard and digital copies of training materials and access to Delft eLearning online platform for each trainee.  <i>This item should be procured at the time of procuring the 'Delft Light Full Kit' (200006) itself or while the initial warranty period is still running. It extends the initial warranty period of one Delft Light Full Kit for 36 months. Countries where EU/US sanctions are applicable are excluded.</i></p>	<p>\$27,834</p>
--	-----------------



**CAD-AI Softwares**

The CAD softwares – InferRead by Infervision (product code 200001) and CAD4TB by Delft (product code 200010) packages available in Stop TB’s GDF catalog grant users perpetual license processing of CXR imaging (online and offline), with no limitation in the number of reads and 1-year of initial support & maintenance. Related 'Equipment' and 'Installation & Training' are mandatory items that must be procured when procuring the software. Support and maintenance extensions of 1 and 3 years are also available that cover both software and hardware warranty.

**Infervision Medical Technology Co., Ltd. – InferRead DR Chest Software, Perpetual License:**  
 InferRead DR Chest Software was introduced in the market in 2020. It is able to detect multiple different pathologies including TB, for which it processes both Antero-Posterior (AP) and Postero-Anterior (PA) chest X-ray in less than 10 seconds. The output is a binary outcome for TB, continuous values for TB-probability and annotated images with rectangles indicating the areas identified as TB.

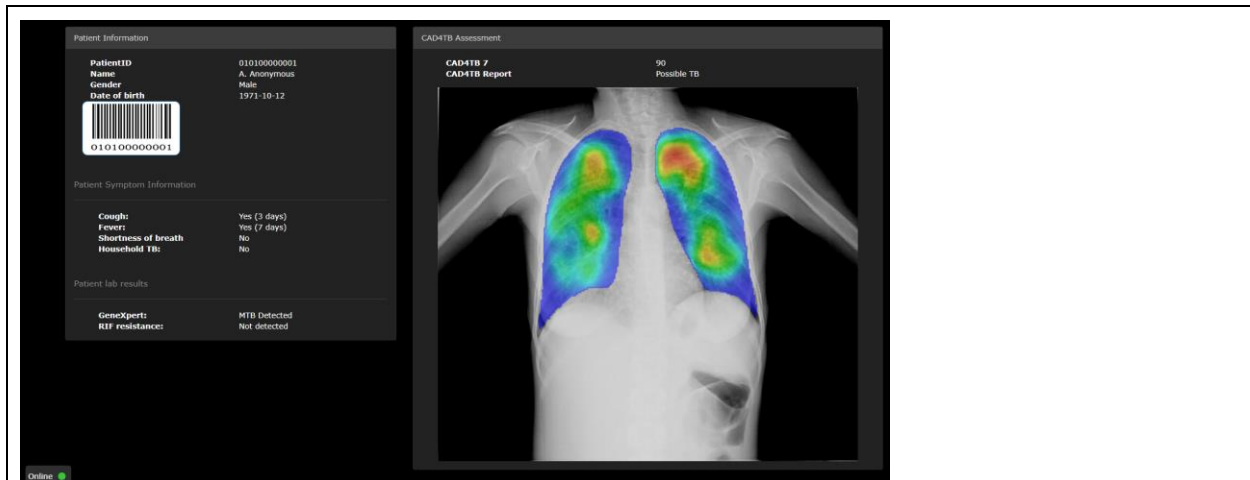
<b>Certification</b>	CE 2797 marked Class IIa	
<b>INPUT</b>	<b>OUTPUT</b>	<b>DEPLOYMENT</b>
<ul style="list-style-type: none"> <li>- Postero-anterior (PA), antero-posterior (AP) digital chest X-rays.</li> <li>- Can be used to read images from any kind of chest X-ray machine.</li> <li>- Chest X-ray image format: DICOM, PNG, JPEG</li> </ul>	Each reading provides: <ul style="list-style-type: none"> <li>- Heat map</li> <li>- Dichotomous output for TB</li> <li>- Abnormality score for TB</li> <li>- Dichotomous output for non-TB abnormalities</li> <li>- Abnormality score for non-TB abnormalities</li> </ul> These are summarized in a structured report.	Online, offline, hybrid (offline use with online synchronization)
 <p>The screenshot displays the InferRead software interface. On the left, there is an 'Image window functionalities' panel. The central area shows a chest X-ray image with a blue heat map overlay. On the right, there are three panels: 'Case collection Provide Feedback Instructions' at the top, 'Lesion list' in the middle, and 'AI-report' at the bottom. The AI-report panel shows a probability score of 83%.</p>		
<b>Age Group</b>	Use in 12 years and above	
<b>Processing Time</b>	Using the minimum client configuration, and under gigabit broadband, it takes less than 5 seconds to process 1 DICOM image.	

<b>Package Details</b>	<b>Pricing (USD)</b>
------------------------	----------------------

<p><b>InferRead DR Chest Software (Perpetual License)</b></p> <p>Perpetual license installed in one specified hardware, open to use for unlimited users accessing the specified hardware with no usage limitation. Product maintenance period (product support lifecycle) 10 years, then offline version can be used but online version will cease operation. Includes 1 year of support and maintenance.</p>	<p>\$2,700</p>
<p><b>InferRead DR Chest Laptop Server (Schenker Key 15)</b></p> <p>Main features:            1 x 15.6", Ultra HD OLED, 100% sRGB/DCI- 1x NVIDIA GeForce RTX 2070 Max-Q Refresh, 8 GB GD 1x Intel Core i7-10750H            2 x 8 GB (16 GB) DDR4-3200 Samsung            1 x 1 TB M.2 Samsung 970 EVO Plus, PCIe 3.0 x4, N 1x Intel Wi-Fi 6 AX200, Bluetooth 5.1            1 x Lighted Keyboard US (ISO)            Data storage / backup: Embedded 3 Cell Polymer Battery Pack, 73WH, lasting up to 600 minutes (10 hours). Central server provided by Infervision with no additional cost (500GB or approx. 35,000 Chest X-ray images).  <i>2 - year warranty included. No country was excluded as a final destination. This item is mandatory for 'InferRead DR Chest Software' (200001) to be operational with 'Delft Light Full Kit' (200006).</i></p>	<p>\$2,082</p>
<p><b>Installation and Training</b></p> <p>Installation includes:            Installation guidelines. Software operating environment and server configuration. Threshold calibration as per protocol and toolkit recommended per WHO.            Training includes:            1 - hour online training on software usage, administration and utilization to maximum 20 participants, delivered by 2 trainers in English or French. Provision of hard and digital copies of training material for each trainee.</p>	<p>\$248</p>
<p><b>InferRead DR Chest Support and Maintenance Extension 1 - Year</b></p> <p>Free software upgrade, patches and updates conducted remotely.            Remote support for issue resolution of reported problems within one working day from the date of reporting.            Corrective maintenance as required, hardware to be replaced, shipment to site, disposal of faulty hardware, cost of replacement work, personnel transport and arrangements.            One session of 1-hour online training on software usage, administration and utilization to maximum 20 participants delivered by 2 trainers in English or French.            Provision of hard and digital copies of training material for each trainee.  <i>This item can be purchased anytime within the product maintenance / product support life cycle period of 10 years of 'InferRead DR Chest Software Perpetual License' (200001).</i></p>	<p>\$232</p>

<p><b>Additional Support and Extended 3 – Year Maintenance</b></p> <p>Free software upgrade, patches and updates conducted remotely.          Remote support for issue resolution of reported problems within one working day from the date of reporting.          Corrective maintenance as required, hardware to be replaced, shipment to site, disposal of faulty hardware, cost of replacement work, personnel transport and arrangements.          One session per year of 1-hour online training on software usage, administration and utilization to maximum 20 participants delivered by two 2 trainers in English or French.          Provision of hard and one digital copies of training material for each trainee.  <i>This item can be purchased anytime within the product maintenance / product support life cycle period of 10 years of 'InferRead DR Chest Software Perpetual License' (200001).</i></p>	<p>\$522</p>
---	--------------

<p><b>Delft Imaging – CAD4TB Perpetual License:</b> CAD4TB is the first CAD software released on the market in 2007. It is able to detect many different abnormal structures that may be related to TB from Postero–Anterior (PA) chest X-ray in around 20 seconds. The output is a score ranging from 0–100 shown together with a heatmap and translated into a pre-set binary (positive/negative) score.</p>		
<p><b>Certification</b></p>	<p>CE 0344 marked Class IIb</p>	
<p><b>INPUT</b></p>	<p><b>OUTPUT</b></p>	<p><b>DEPLOYMENT</b></p>
<ul style="list-style-type: none"> <li>- Postero–anterior (PA) digital chest X-rays</li> <li>- Can be used to read images from any kind of chest X-ray machine</li> <li>- Chest X-ray image format: DICOM, PNG, JPEG</li> <li>- Using an app (SNAP4CAD), analog X-ray images can be used as well</li> </ul>	<p>Each reading provides:</p> <ul style="list-style-type: none"> <li>- Abnormality score for TB</li> <li>- Binary classification “TB” or “Not TB”</li> <li>- Customizable default threshold score: 60</li> <li>- Heat map</li> </ul> <p>For the screening program, CAD4TB provides a full report with screening results.          Advanced management dashboard to monitor screening progress also available.</p>	<p>Online, offline, hybrid (offline use with online synchronization)</p>



Age Group	Use in adults and children aged 4 years and above.
Processing Time	Less than 20 seconds for the CAD4TBbox. Cloud results processing time depends on internet connectivity.

Package Details	Pricing (USD)
<p><b>One CAD4TB Software Perpetual License with 12 - Month Support and Maintenance</b></p> <p>One perpetual license (supplied on a dongle) providing offline and online access for one X-ray system to an unlimited number of Posterior-Anterior (PA) chest X-ray (CXR) readings. This item includes:</p> <ul style="list-style-type: none"> <li>5 viewing licenses</li> <li>Options for data and images hosting and storage on local server, local cloud and/or supplier's server up to client's preference. hosting and storage up to 300 images per license and per day offered by Delft on its servers (using Amazon Web Services) located in Ireland, India, South Africa and Brazil.</li> <li>Option to automatically de-identify and (pseudo) anonymize patient's DICOM data.</li> <li>One (1) year of support and maintenance is included, starting on the day of successful installation and user acceptance.</li> </ul> <p><i>For any purchase of this item, one 'CAD4TB box' (200011) and one 'CAD4TB Installation and Training' (200012) must be procured separately. If purchased together with 'Delft Light Full Kit' (code 200006), this item should be replaced by 'CAD4TB Software Perpetual License w/ 15 - month support &amp; maintenance' (code 200019) to have 3 additional months of support &amp; maintenance.</i></p>	<p>\$12,750</p>

<p><b>One CAD4TB Box + 10" Tablet</b></p> <p>Main features:          IntelNUC, i-5 Quad core.          8 GB RAM, 256 GB SSD (storage capacity approx 20,000 images).          Integrated API functionality enables backup to be located on the client's own server.          No power autonomy: should be connected to a power source.          Supplied with a rugged USB disk (1TB) for an offline backup facility.          CAD4TB software license needs to be procured separately          1 - year warranty is included, starting on the day of successful installation and user acceptance.  <i>In case Support and Maintenance Extensions of 1 or 3 years are purchased, the total period of warranty of one 'CAD4TB box' cannot exceed 4 years from the day of initial successful user acceptance. Countries where EU/US sanctions are applicable are excluded.</i></p>	<p>\$2,750</p>
<p><b>Installation and Training</b></p> <p>Installation includes:          Software operating environment and server configuration. Remote installation (software and hardware) and software calibration study in the setting of intended use based on WHO protocol &amp; toolkit.          Training includes:          One 1-day remote session of theoretical and practical training of up to 10 operators on software administration and utilization delivered in English or French. Provision of hard and digital copies of training materials and access to Delft eLearning online platform for each trainee.  <i>Countries where EU/US sanctions are applicable are excluded</i></p>	<p>\$1,150</p>
<p><b>One - Year Extension of Support and Maintenance</b></p> <p>Free software patches, upgrades and updates.          Remote support for issue resolution of reported problems within one working day from the date of reporting.          Corrective maintenance as required, hardware to be replaced, shipment to site, disposal of faulty hardware, cost of replacement work, personnel transport and arrangements.          One 1 - day remote session of theoretical and practical training of up to 10 operators on software administration and utilization delivered in English or French.          Provision of hard and digital copies of training materials and access to Delft eLearning online platform for each trainee.  <i>This item should be procured at the time of procuring one 'CAD4TB Software Perpetual License' (200010) or one 'CAD4TB box' (200011) or while the initial warranty period of the item to be covered is still running. It extends the initial warranty period of one CAD4TB system (License and Box) for 12 months. For CAD4TB box, the total period of warranty for one box cannot exceed 4 years from the day of initial successful user acceptance. Countries where EU/US sanctions are applicable are excluded.</i></p>	<p>\$5,100</p>

<p><b>Additional Support and Extended 3 – Year Maintenance</b></p> <p>Free software patches, upgrades and updates.  Remote support for issue resolution of reported problems within one working day from the date of reporting.  Corrective maintenance as required, hardware to be replaced, shipment to site, disposal of faulty hardware, cost of replacement work, personnel transport and arrangements.  One 1 – day remote session per year of theoretical and practical training of up to 10 operators on software administration and utilization delivered in English or French.  Provision of hard and digital copies of training materials and access to Delft e-Learning online platform for each trainee.  <i>This item should be procured at the time of procuring one 'CAD4TB Software Perpetual License' (200010) or one 'CAD4TB box' (200011) or while the initial warranty period of the item to be covered is still running. It extends the initial warranty period of one CAD4TB system (License and Box) for 36 months. For a CAD4TB box, the total period of warranty of one box cannot exceed 4 years from the day of initial successful user acceptance. Countries where EU/US sanctions are applicable are excluded.</i></p>	<p>\$11,475</p>
<p><b>CAD4TB Software Perpetual License with 15 – Month Support and Maintenance</b></p> <p>Same technical specifications as 'CAD4TB Software (Perpetual License) w/ 12 – month support &amp; maintenance' (GDF code 200010) with 3 additional months of support and maintenance.  <i>Please use this item only if your order includes 'Delft Light Full Kit' (200006) to replace 'CAD4TB Software Perpetual License w/ 12 – month support &amp; maintenance' (code 200010). For any purchase of this item, one 'CAD4TB box free of charge' (200011) and one 'CAD4TB Installation and Training' (200012) must be procured separately.</i></p>	<p>\$12,750</p>

## Comparison of Combination Options

It is important to note that users have the flexibility and independence to choose the combination of X-ray and CAD softwares. In other words, any of the four combinations that integrate CAD software and an ultra-portable X-ray system is possible: 1. FDR Xair with Infervision, 2. FDR Xair with CAD4TB, 3. Delft Light with Infervision or 4. Delft Light with CAD4TB. When deciding which set-up to buy, the features of both the CAD and ultra-portable X-ray system should first be assessed in isolation. For the X-ray system, that means, for example, portability and battery life; while for CAD software that would involve, for example, the published software accuracy.

Delft Light with CAD4TB by Delft Imaging (Total cost: \$123,000)	Fujifilm FDR Xair with CAD4TB by Delft Imaging (Total cost: \$93,000)
<p><b>Pros:</b></p> <ul style="list-style-type: none"> <li>The X-ray generator has a battery with greater capacity, allowing a higher number of exposures (200) than FDR Xair (100), ideal for large throughput settings.</li> <li>The X-ray generator has a greater voltage range (40-90 kV).</li> <li>Requires one laptop (Delft Light workstation) for online use and an additional device, CAD4TB box, for offline use.</li> <li>The CAD4TB box is free of charge when CAD4TB software license is procured with Delft Light X-ray.</li> <li>Published research data suggests that CAD4TB is more accurate in classifying TB suggestive abnormalities present on a CXR than InferRead DR Chest.</li> </ul>	<p><b>Pros:</b></p> <ul style="list-style-type: none"> <li>Most portable option (approx. 29 kg) and second least expensive.</li> <li>Fujifilm FDR Xair is lighter than Delft Light.</li> <li>Has a lightweight power bank (0.67 kg) to power the system for offline use.</li> <li>Proper detector stand (rather than hanger).</li> <li>Published research data suggests that CAD4TB is more accurate in classifying TB suggestive abnormalities present on a CXR than InferRead DR Chest.</li> </ul>
<p><b>Cons:</b></p> <ul style="list-style-type: none"> <li>The most expensive option.</li> <li>Delft Light is heavier than Fujifilm FDR Xair.</li> <li>The detector support is only a panel hanger, not a stand.</li> <li>When used offline, the CAD4TB box requires an AC power supply, which implies carrying the solar panel to the field (total weight approx. 34 kg).</li> <li>Only classifies if TB-suggestive abnormalities present on a CXR (a separate score is not provided for non-TB abnormalities).</li> </ul>	<p><b>Cons:</b></p> <ul style="list-style-type: none"> <li>Limited generator battery capacity, not suitable for large throughput and off-grid settings without a power bank.</li> <li>The X-ray generator has a lower voltage range (50-90 kV).</li> <li>Requires two devices for online use (a console laptop and a tablet / laptop).</li> <li>Only classifies if TB-suggestive abnormalities present on a CXR (a separate score is not provided for non-TB abnormalities).</li> </ul>

Delft Light with InferRead by Infervision (Total cost: \$103,000)	Fujifilm FDR Xair with InferRead by Infervision (Total cost: \$70,000)
<p><b>Pros:</b></p> <ul style="list-style-type: none"> <li>The X-ray generator has a battery with greater capacity, allowing a higher number</li> </ul>	<p><b>Pros:</b></p> <ul style="list-style-type: none"> <li>Fujifilm FDR Xair is much lighter and portable than Delft Light.</li> </ul>

<p>of exposures (200) than FDR Xair (100), ideal for large throughput settings.</p> <ul style="list-style-type: none"> <li>• The X-ray generator has a greater voltage range (40–90 kV).</li> <li>• Requires only one laptop (Delft Light workstation) for online use.</li> <li>• Non-TB abnormalities (e.g., nodules) are also reported although the accuracy is not validated by independent evaluation.</li> <li>• Although the CAD laptop is heavier than the CAD4TB box, the in-built laptop battery can run up to 10 hours in an off-grid setting, making it possible not to carry the solar panel to the field (that reduces total weight brought to the field to roughly 27 kg).</li> <li>• Less expensive than the above option.</li> </ul>	<ul style="list-style-type: none"> <li>• The cheapest option and just 1 kg heavier than the FDR Xair and CAD4TB option.</li> <li>• Proper detector stand (rather than hanger).</li> <li>• Non-TB abnormalities (e.g., nodules) are also reported although the accuracy is not validated by independent evaluation.</li> </ul>
<p><b>Cons:</b></p> <ul style="list-style-type: none"> <li>• Delft Light is heavier than Fujifilm FDR Xair.</li> <li>• The detector support is only a panel hanger, not a stand.</li> <li>• Requires a dedicated CAD laptop for offline use (rather than CAD4TB box, compared to the above).</li> <li>• Published research data suggests that InferRead DR Chest detects TB-associated abnormality less accurately than CAD4TB.</li> <li>• Though InferRead DR Chest has been used in the field, there is less published field experience with this combination.</li> </ul>	<p><b>Cons:</b></p> <ul style="list-style-type: none"> <li>• For both online and offline use, requires the CAD laptop in addition to the FDR Xair Console Advance.</li> <li>• Published research data suggests that InferRead DR Chest detects TB-associated abnormality less accurately than CAD4TB</li> </ul>



## CAD Deployment Options

Deployment options to consider for CAD	Pros	Cons
<p><b>Cloud Deployment</b> In-country cloud server</p> <p>CAD-supplier specific cloud server</p>	<p>Easy to set up. Less procurement of hardware, thus less hardware to maintain. Can easily share with programme staff, remote radiologists, and other clinicians for a second opinion. Version update is easier.</p>	<p>Requires constant and stable internet connection because file size of individual CXR can be 10–30 MB. Fees include network or Wi-Fi cost. Overall processing time (including upload and download) can be limited by internet speed. Data privacy is more of an issue in cloud deployment as processes must be in place during set-up to de-identify images before transmission for cloud analysis and storage.</p>
<p><b>Offline Deployment</b> Two-device offline mode</p> <p>Fully integrated offline mode</p>	<p>Can operate anywhere (no need for internet connection). No need to purchase a data plan or set up Wi-Fi.</p>	<p>In most cases it requires an additional piece of hardware. Not easy to share with programme staff, remote radiologists, or clinicians for a second opinion. Data backup and integration with surveillance systems must be undertaken manually.</p>
<p><b>Hybrid:</b> Offline reading + on demand data synchronization</p>	<p>Can operate anywhere without internet connection. Can easily share with programme staff, remote radiologists, and other clinicians for a second opinion after synchronization.</p>	<p>In most cases it requires an additional piece of hardware.</p>